



Docente: Fernanda Richardson Concha

Correo Contacto: fernanda.richardson@colegio-republicaargentina.cl





GUIA DE INGLÉS 2° BASICO SEMANA 18 DEL 27 AL 31 DE JULIO

Evaluación Formativa

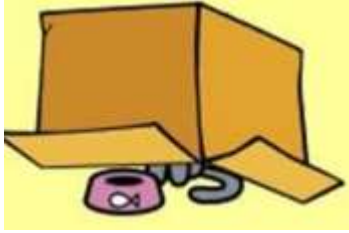
Nombre:	
Curso:	Fecha :
Objetivo de la clase: OA7: Leer y demostrar comprensión de textos relacionados con temas conocidos y con las siguientes funciones: expresar habilidad, cantidades hasta el diez, describir animales y objetos en un lugar solicitar y dar información sobre ubicación de personas y objetos.	
OA14: Escribir, sobre la base de imágenes, para: identificar animales, acciones, objetos y partes de la casa, lugares y expresar cantidades en números hasta el diez.	

ITEM I. PREPOSITIONS OF PLACE

Look at the pictures and circle the correct alternative. Observa las imágenes y encierra la alternativa correcta

<p>1. Where is the ball? ¿Dónde está la pelota?</p>  <p>a) The ball is IN the box b) The ball is ON the box c) The ball is UNDER the box</p>	<p>2. Where is the cat?</p>  <p>a) The cat is IN the chair b) The cat is ON the chair c) The cat is UNDER the chair</p>
<p>3. Where is the elephant?</p>  <p>a) The elephant is IN the chair b) The elephant is ON the chair c) The elephant is UNDER the chair</p>	<p>4. where is the lamp?</p>  <p>a) The lamp is IN the table b) The lamp is ON the table c) The lamp is UNDER the table</p>

5. Where is the cat?



- a) The cat is **IN** the box
- b) The cat is **ON** the box
- c) The cat is **UNDER** the box

6. Where is the mouse?



- a) The mouse is **IN** the table
- b) The mouse is **ON** the table
- c) The mouse is **UNDER** the table

ITEM II. PLACES OF A HOUSE VOCABULARY AND PREPOSITION OF PLACE

Look at the picture and choose **YES** or **NO**. Observa la imagen y elige SI o NO



Book= libro
Rug= alfombra

	YES	NO
7. The radio is ON the table		
8. The rug is IN the table		
9. The telephone is UNDER the sofa		
10. The book is ON the table		

ITEM III. READING COMPREHENSION (PARTS OF THE HOUSE VOCABULARY)

PAUL

Hello! My name is Paul.

I live in a small house.

My house has three bedrooms.

My bedroom is very messy.

My house has one bathroom.

My house has a clean kitchen.

I love my house!



Read the text and complete the sentences. Lee el texto y completa las oraciones.

11. My name is _____
12. I _____ my house!
13. My _____ is very messy.
14. My _____ has three _____
15. My house has _____ bathroom
16. I live in a small _____

ITEM IV. ANIMALS VOCABULARY AND VERB CAN

Look at the picture and write the sentences. Observa las imágenes y escribe las oraciones.

monkey – dolphin – frog – parrot –

jump run fly swim

17. This is a _____

It can _____




18. This is a _____

It can _____



19. This is a _____

It can _____



20. This is a _____

It can _____



21. This is a _____


It can _____



ITEM V. NUMBERS

Look at the picture and answer these questions. Write the quantity of animals (with words) Observa la imagen y responde estas preguntas. Escribe la cantidad de animales (con palabras)

How many.....?



22. How many tigers are there? (¿cuántos tigres hay?)

There are _____ tigers.

23. How many monkeys are there?

There are _____ monkeys

24. How many elephants are there?

There are _____ elephants.

25. How many giraffes are there?

There are _____ giraffes.

26. How many crocodiles are there?

There are _____ crocodiles.